













Nelson R2000WF Sprinkler Rates

	Nozzle Plate	Pressure PSI	Number of pods per sprinkler line							
			6	7	8	9	10	11	12	13
Flow per sprinkler line										
	7/64 Grn/Grn	45	13.8	16.2	18.6	21.0	23.5	26.1	28.6	31.1
		55	15.2	17.8	20.4	23.1	25.9	28.7	31.4	34.1
	15/128 Tan/Red	45	16.3	19.1	22.0	24.9	27.9	30.8	33.7	36.5
		55	17.9	21.0	24.1	27.4	30.7	33.9	37.1	40.1
	1/8 Red/Red	45	18.7	21.9	25.2	28.6	32.1	35.5	38.6	41.6
		55	20.5	24.1	27.7	31.4	35.2	38.9	42.3	45.6
	9/64 Gld/Gld	45	23.8	28.1	32.4	36.7	40.9	44.6	49.1	53.7
		55	26.1	30.7	35.5	40.1	44.7	48.8	53.7	58.7
	5/32 Brn/Brn	45	29.3	34.5	39.7	44.5	49.5	55.1	60.9	66.9
		55	32.0	37.8	43.4	48.7	54.2	60.3	66.5	73.1
Precipitation rate, inches per 24 hours										
	7/64 Grn/Grn	45	2.13	2.14	2.15	2.18	2.20	2.24	2.27	2.29
		55	2.34	2.35	2.37	2.39	2.43	2.46	2.50	2.51
	15/128 Tan/Red	45	2.50	2.52	2.55	2.58	2.63	2.67	2.69	2.68
		55	2.76	2.78	2.80	2.84	2.89	2.93	2.95	2.94
	1/8 Red/Red	45	2.87	2.90	2.93	2.98	3.04	3.07	3.06	3.06
		55	3.15	3.18	3.22	3.27	3.33	3.36	3.35	3.35
	9/64 Gld/Gld	45	3.67	3.71	3.78	3.83	3.87	3.83	3.91	4.01
		55	4.02	4.06	4.13	4.19	4.22	4.26	4.28	4.37
	5/32 Brn/Brn	45	4.50	4.58	4.64	4.64	4.68	4.79	4.92	5.08
		55	4.93	5.01	5.07	5.07	5.11	5.23	5.37	5.54